

# Worksheet for READY CAMDRIVE®

For Fast Quotes . . . Copy This and Fax READY the Details.

Name: \_\_\_\_\_ Title: \_\_\_\_\_

Company: \_\_\_\_\_

Address: \_\_\_\_\_

City: \_\_\_\_\_ State: \_\_\_\_\_ Zip: \_\_\_\_\_

Telephone: \_\_\_\_\_ Fax: \_\_\_\_\_

Project, Part No.: \_\_\_\_\_

READY No: \_\_\_\_\_

Date: \_\_\_\_\_

## Application Criteria

Part Material: \_\_\_\_\_

Part Thickness: \_\_\_\_\_

Tensile Strength: \_\_\_\_\_

Length of Cut: \_\_\_\_\_

## Cam Requirements

Cam Tonnage Required: \_\_\_\_\_

Cam Stroke Required: \_\_\_\_\_

Stripping Force Required: \_\_\_\_\_

## Options

Positive Return Option? (Please circle one) Yes / No

Retainer Mount Option? (Please circle one) Yes / No

Angle Mount Option? (Please circle one) Yes / No Angle? \_\_\_\_\_

Shape Punch Option? (Please circle one) Yes / No

Top Mount Option? (Please circle one) Yes / No

## Specifications

Number of Cams Required \_\_\_\_\_

CAMDRIVE® Model Number \_\_\_\_\_

Punch Shape (Please circle one):

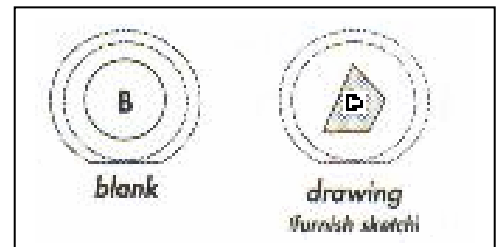
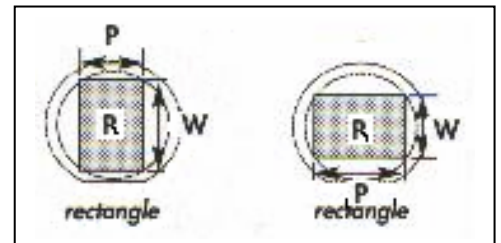
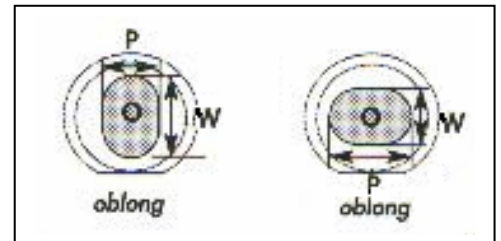
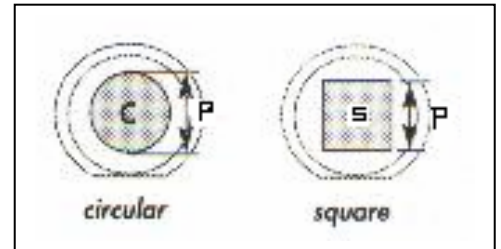
Circular / Square / Oblong / Rectangle / Blank / Drawing

Punch Point Dimensions: P= \_\_\_\_\_ W= \_\_\_\_\_

Punch Material (A2 standard): A2 / M2 / M2 w/TiN / M2 Nitrided

Style Punch (Solid Is standard): Solid / Ejector

## Punch Shape Options



**Ready Technology, Inc.**

333 Progress Road ♦ Dayton, Ohio 45449  
 937-866-7200 ♦ 800-543-4355 ♦ fax 937-866-7226  
 email: sales@readytechnology.com